

SAI Region 15 - Albany NY March 28-29, 2025

Competition Webcast Instructions

Foreword

Region 15 did not provide a competition Webcast in 2024 due to the high cost. While subscribers contributed financially to the event, the region lost money every year they provided the service to their members.

Your regional A/V team (that's us) put our heads together. We were confident we could provide the service for less than previous years. A lot less. How about...

\$0 cost to the Region! We have come up with a Webcast plan that is completely underwritten by the subscribers. We're so sure our plan is solid that we will return a portion of the revenue generated by the webcast to the Region should we surpass our projected break even point. And NO charge to the Region should we fall short.

SO... this webcast will look different. Barebones, in fact. You'll still enjoy high definition video and sound in resolutions up to 1080p. But there's no interview booth or dialogue. Just the quartets and choruses sharing their musical joy with you. We'll insert an image between groups that lets you know we're waiting for the next competitor, or that it's intermission.

CHAT function is simple and works well – enjoy swapping info with each other! More on how CHAT can help below.

We'll provide an email address for Webcast support and feedback. See below.

SO HOW DOES THIS WORK?

There are **2 webcasts**, one on Friday, March 28 at 12pm for the quartet competition and another on Saturday, March 29 at 12pm for the chorus competition, each with a ***unique link***.

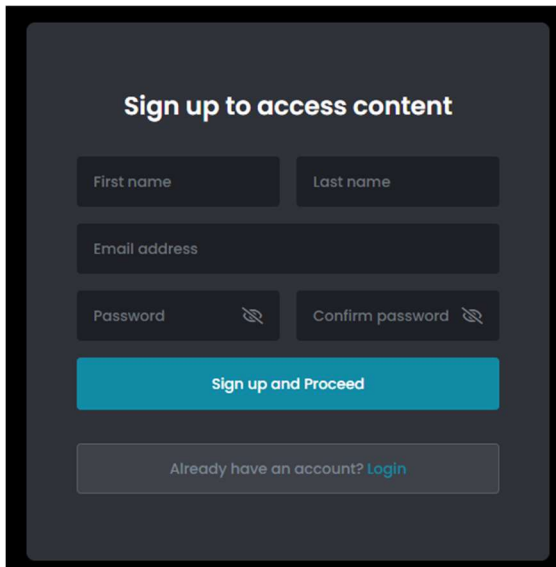
SAI Region 15 - Albany NY March 28-29, 2025

FRIDAY, MARCH 28 - QUARTET COMPETITION – 12:00PM

You will need a browser - **Google Chrome** or **Firefox** are tested and recommended. You'll also need a high-speed internet connection. (Slower speeds could cause lag, jumpy or frozen video, sync issues or disconnects – see helpful 'Things to check...' below.

The Webcast will be turned on at **11:15**.

1. Launch your browser and enter this URL
 - a. <https://www.muvi.tv/live/957ec9113NU>
 - a. This link will only work for the Friday event
2. Click 'Proceed'
3. **Muvi** is hosting our Webcast. Create a Muvi account by entering your email address and a password of your choosing. (this will allow you to rejoin the stream without repaying should you drop out)
 - a. **SAVE YOUR PASSWORD FOR SATURDAY**



The image shows a dark-themed sign-up form with the following fields and elements:

- Title: **Sign up to access content**
- Input fields: First name, Last name, Email address, Password, and Confirm password (each with an eye icon for visibility toggle).
- Primary button: **Sign up and Proceed** (teal background).
- Secondary link: **Already have an account? Login** (light blue text).

4. This brings you to the STRIPE page to process your donation
5. Provide billing information - \$15 per session
 - a. Click 'Proceed'

You will now enter the Webcast page. See the bottom of the document for further information.

1. You'll see an introduction image
2. Uncheck the **X** over the volume control, lower left corner

SAI Region 15 - Albany NY March 28-29, 2025

SATURDAY, MARCH 29 - CHORUS COMPETITION – 12:00PM

You will need a browser - **Google Chrome** or **Firefox** are tested and recommended. You'll also need a high-speed internet connection. (Slower speeds could cause lag, jumpy or frozen video, sync issues or disconnects – see helpful 'Things to check...' below)

The Webcast will be turned on at **11:15**.

1. Launch your browser and enter this URL into your browser (*This link will only work for the Saturday event*)

<https://www.muvi.tv/live/388417773NU>

2. This link will only work for the Saturday event
3. If you watched the Friday event, you already created your Muvi account - login with the email and password you used on Friday
4. If this is your first time logging in, follow the Friday instructions above, starting at # 2

Webcast Support email – 2025reg15av@gmail.com

This will be for support once you've created your account, made your donation and entered the webcast. We suggest using the CHAT feature – see paragraph below. *There will be a delay in responding as we're also running the A/V at the convention.* Your patience is appreciated!

Things to check if you're having issues.

NOTE: The **CHAT** Feature on the Webcast will be monitored for Webcast issues only. If you're unable to resolve your issue using the instructions below, drop a note into the CHAT window. Please start your chat with 'ISSUE' in caps so we can spot it.

1. Webcast is frozen
 - a. Press the **refresh** button on your browser, upper left corner – or press **F5**
 - b. If that didn't help, close your browser and reopen - then login again



2. Webcast is lagging, or poor image quality
 - a. You must use a high-speed connection - at least 30mps

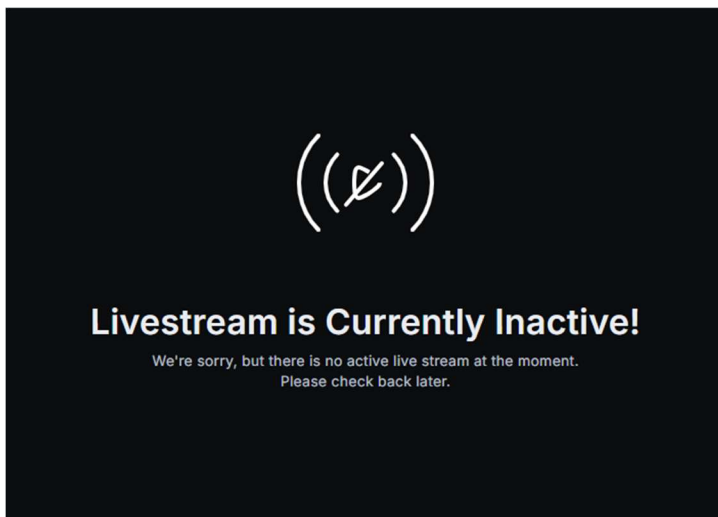
SAI Region 15 - Albany NY March 28-29, 2025

b. Click the refresh button

NOTE: As we're using a vendor to host the webcast, problems with creating or logging in or processing your payment are beyond our control. Contact MUVI support: support@muvi.com

Please use the CHAT feature proscribed above.

This is the screen you'll see if you attempt to login to the webcast too early or late. This will also show on Saturday if you attempt to logon using the Friday event URL



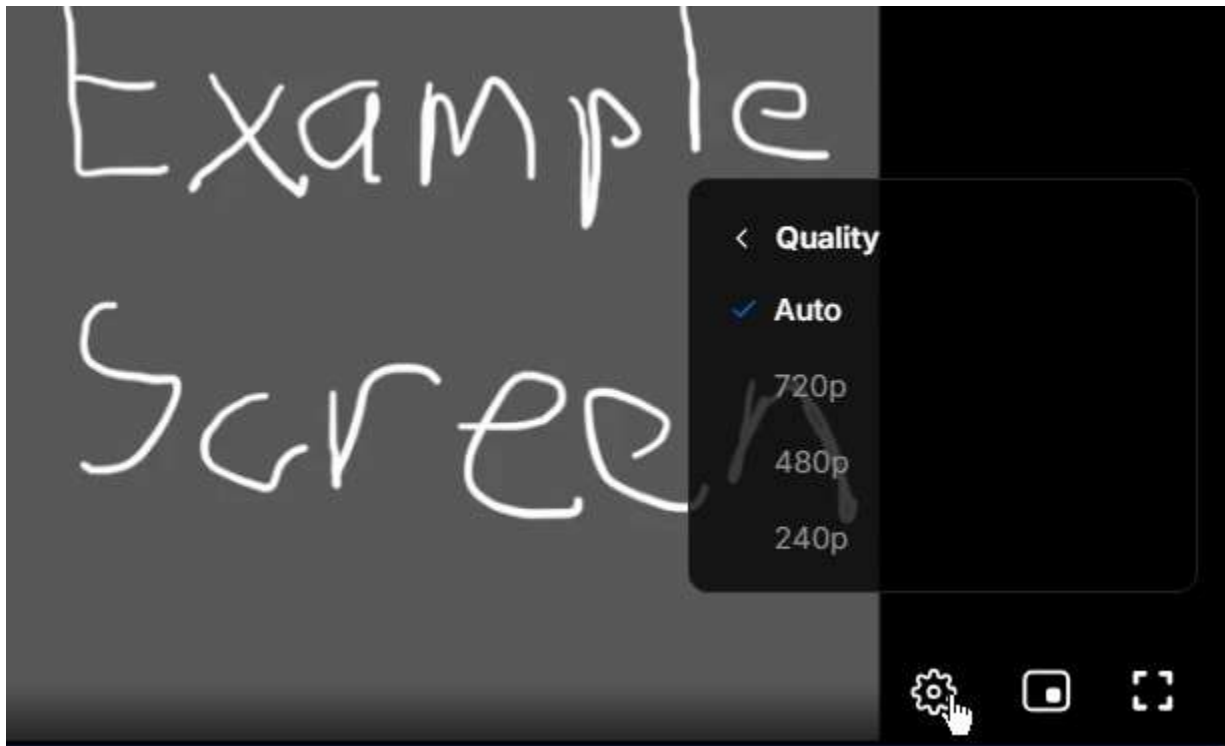
==**==**==**==**==**==**==**==**==**==**==**==**==**==**==**==*

.

SAI Region 15 - Albany NY March 28-29, 2025



The screenshot above is an example of what the video player looks like upon successful connection to the stream. LIVE in the corner should be red once you have established connection. If there are any technical issues with internet or browsers on the viewer's side, the gear in the bottom right will have a menu to adjust the quality to a lower setting to maintain connection at the cost of video quality. (shown below)



SAI Region 15 - Albany NY March 28-29, 2025

The above images will be replaced with a placeholder banner when it is time to air the event. Welcomes and other important relevant info will appear at the beginning of the stream, and remain there until the show starts, same goes for the intermission.

(We will use the first hour to ensure that the stream is working correctly, so there may be some disconnects while the stream is being prepared. If nothing has shown on-screen by showtime, please press F5 on the keyboard, or “reload this page” at the top of the browser, and wait for the player to re-establish connection. We greatly appreciate your patience.)

Example stream represented with last year’s video:



Region 15 webcast support: 2025reg15av@gmail.com

Thank you!

Chris & Team

Test Screen Reg 15 Webcast 2025

Your screen will be filled completely during the webcast.

If your screen displays the black bars on each side, your monitor is of a lower resolution than the webcast. Click the gear as shown (below right) and select a lower resolution. See image below.

**TEST IMAGE
Region 15 Webcast
2025**